



## SafetyCast™ 300 Virtual Sign Projector Datasheet

### Overview:

The SafetyCast™ 300 Virtual Walkway Projector are the ideal way to display bright floor and wall safety signs in locations where there is high traffic, potential for a hazard, or uneven floors. The SafetyCast™ 300 Virtual Walkway Projector uses an image lens and a high-output LED bulb to project a clear sign at distances of up to 70 m (230'). The SafetyCast™ 300 Virtual Walkway Projector works well in almost all lighting conditions and is easy to mount and adjust. Once installed, there's virtually no maintenance, and you won't need to worry about replacing damaged signs on your floors or walls.

### Key Features:

- Customizable – A large variety of safety signages and custom signs.
- Cost Effective - Minimal maintenance eliminates the need for repainting or retaping
- Ultra Visible - Powerful close-range and long-range projection, high-contrast image projection
- Smart Triggered - Optional capability to trigger signage using motion sensors, beam break sensors or push button
- Adjustable Focus

### Specifications:

#### Lamp Details

<b>Type of Light Source:</b>	High Performance LED
<b>Rated Power:</b>	300 W
<b>Light Source Life (MTTF):</b>	30,000 hours at 25°C/77°F

#### Optical

<b>Light Colour Temperature:</b>	6,000 K
<b>Luminous Flux:</b>	30,000 lm
<b>Projection Distance:</b>	Up to 230 ft (70 m) in dark ambient lighting

#### Photometric data:



For details regarding Photometric Data, Projection dimensions, and Visibility Information, please use our **Interactive Equipment Estimator** at our website, [safety.laserglow.com](http://safety.laserglow.com)

<b>Temperature Range (°C):</b>	-20 to 50°C (-4 to 122 °F)
<b>Relative humidity:</b>	5% to 80% noncondensing
<b>Projector Power:</b>	300W
<b>Power Supply:</b>	100-240 VAC nominal, 50/60 Hz, 2.5A, 300W
<b>IP Rating:</b>	IP65

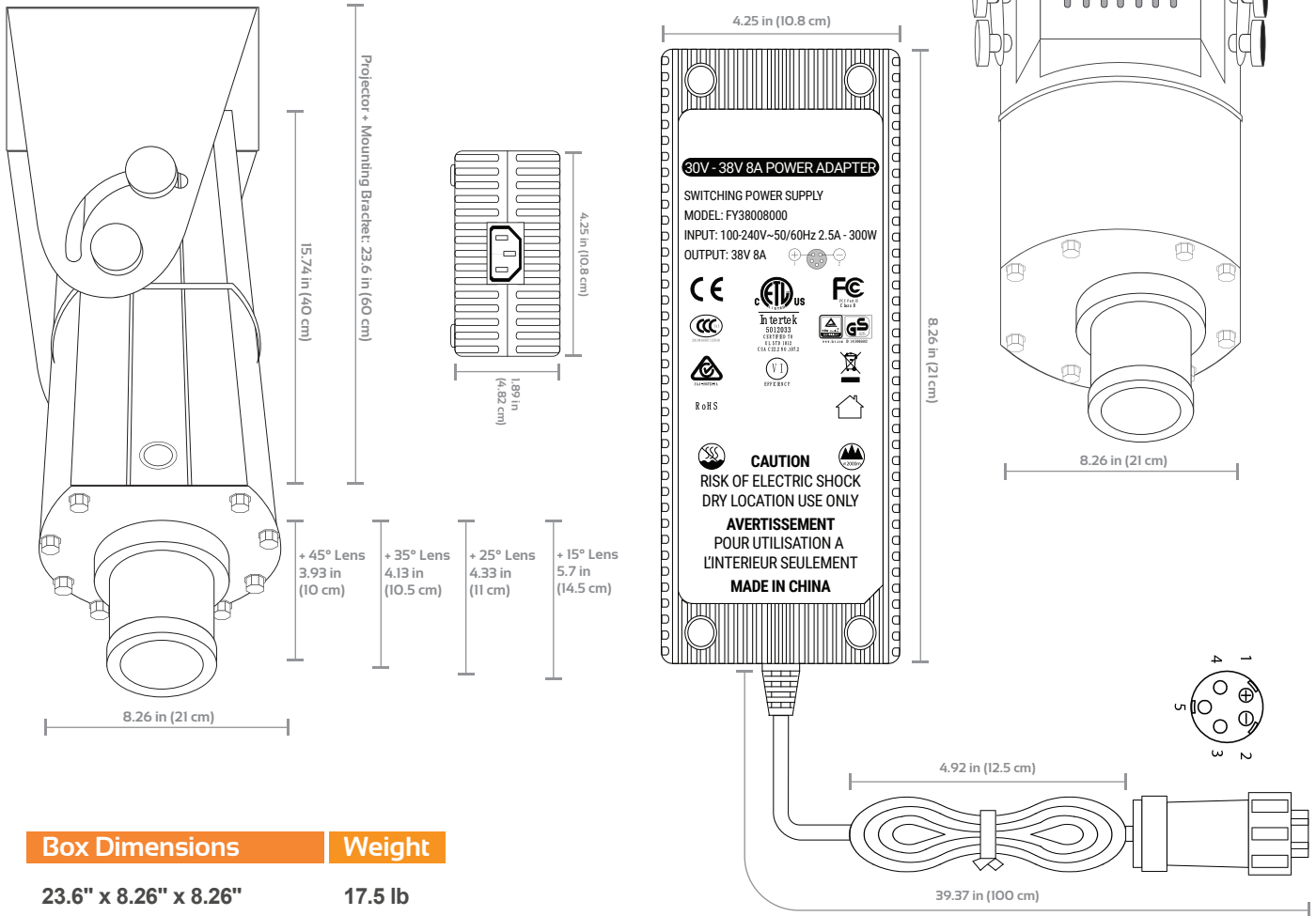
<b>Standard Warranty:</b>	12 months
---------------------------	-----------

<b>Smart Triggered Projection:</b>	Projection flashing using either Motion Sensors or Break of Beam sensors
------------------------------------	--

<b>Accessories included:</b>	Mounting Bracket, Power supply
------------------------------	--------------------------------

# SafetyCast™ 300 Virtual Sign Projector

## Projector and Power Supply Dimensions:



### Box Dimensions

23.6" x 8.26" x 8.26"  
(60cm x 21cm x 21cm)






### Weight

17.5 lb  
(8 Kg)

## Accessories:

The most popular accessories for this model are shown here.

For additional details regarding these or other accessories please see our website or contact us directly.

Product SKU	Description	Product SKU	Description
 ABM088CXX	• No Drill Magnetic Mounts	 AOG__XXX	• Image Template
 AOO30015T	• Focusing Lens (F = Narrow Angle)   300 W	 AOGCUS8XX	• Custom Image Template
 AOO30025T	• Focusing Lens (H = Medium Angle)   300 W	To check the Sign Template list and their availability, visit <a href="http://safety.laserglow.com">safety.laserglow.com</a>	



### LASERGLOW TECHNOLOGIES

99 Ingram Dr. Unit B, North York, ON, Canada M6M2L7  
Tel. (416) 729-7976 Fax (480) 247-4864  
sales@laserglow.com  
www.laserglow.com

E&OE: Data included in this sheet may be subject to change without notice. Please confirm critical specifications with our staff prior to ordering.